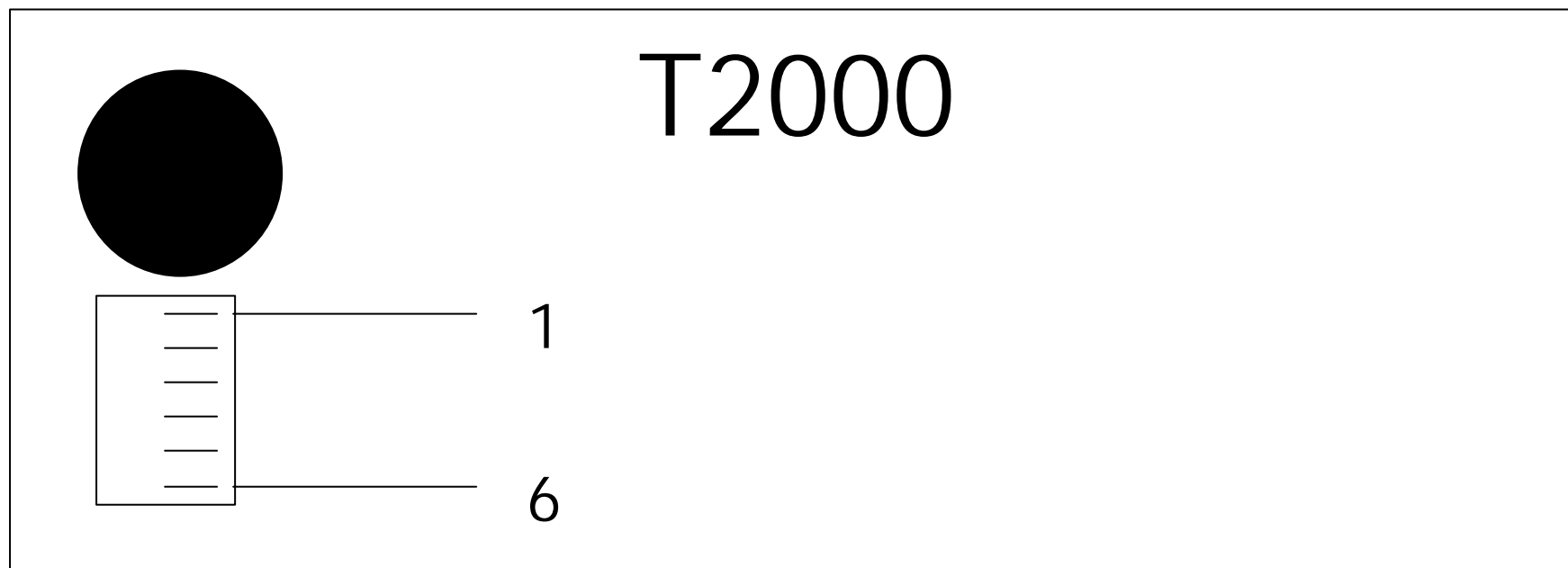


Front panel view.



Pin 1 = 13.5 volt (used for programming only)

Pin 2 = TX data (used for programming only)

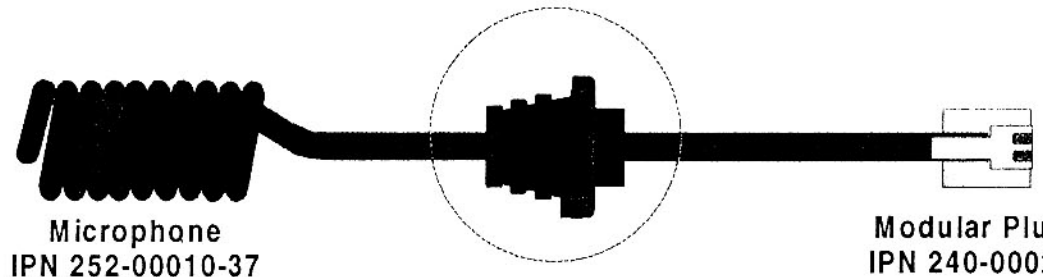
Pin 3 = PTT

Pin 4 = Mic audio

Pin 5 = Ground (-ve)

Pin 6 = RX data (used for programming only)

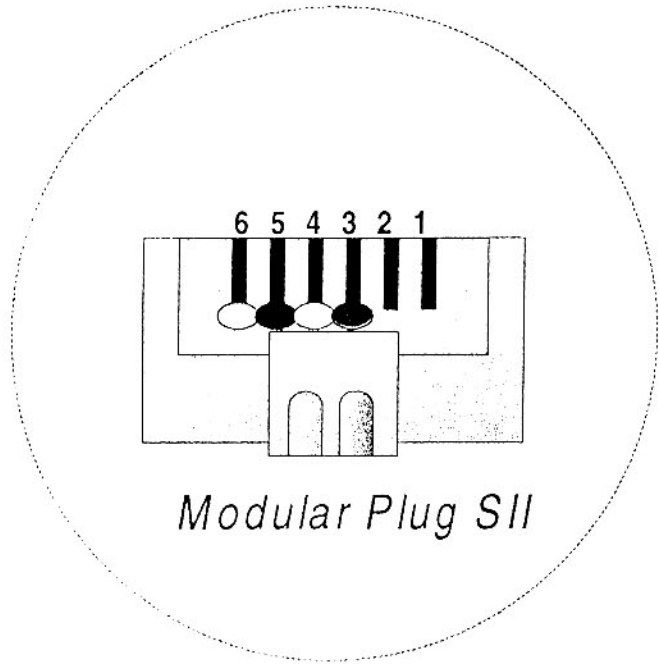
UNCONTROLLED
COPY



Microphone
IPN 252-00010-37

Grommet
IPN 360-02003-01

Modular Plug SII
IPN 240-00020-12



Modular Plug SII

PINS	WIRES
6 RXD	Yellow
5 GND	Black
4 MIC	Clear / White
3 PTT	Red
2	Remove pins 1 & 2
1	
Important -	Pins 1 & 2 are not wired (cut back) blue & green wires

HANGER KNOB



NC

NC

1.2 k Ω

PUSH ON

PTT SW

600 Ω

MIC

NC

NC

①

②

③ RED

④ WHITE

⑤ BLACK

⑥ YELLOW

PWB

